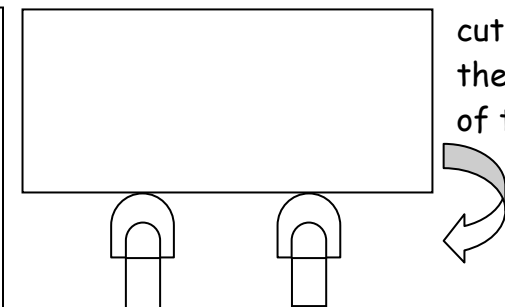


Fold along the black lines

Ears


Fold and cut along the outline of the ears



Cut along the dotted lines. The opening is for the ears to go in



===

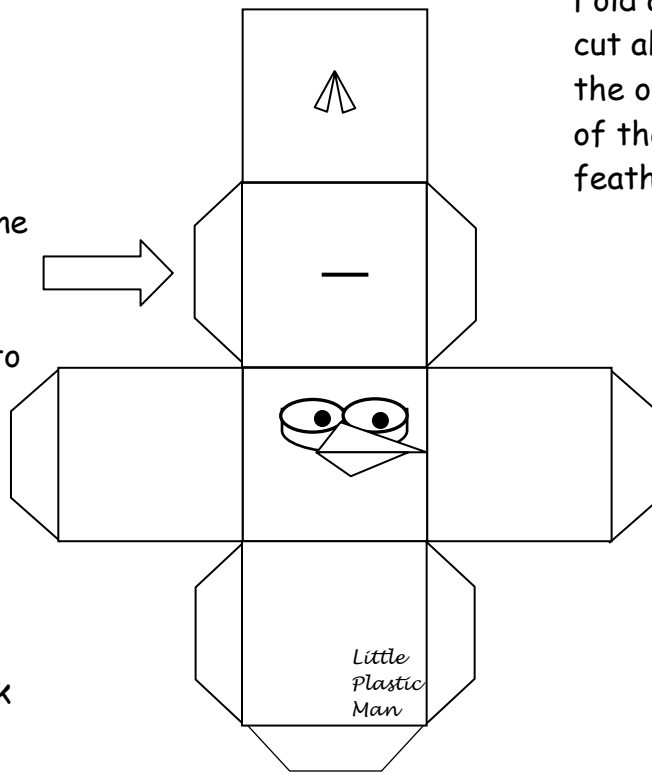


*Little Plastic Man*

**ANGRY BIRDS**

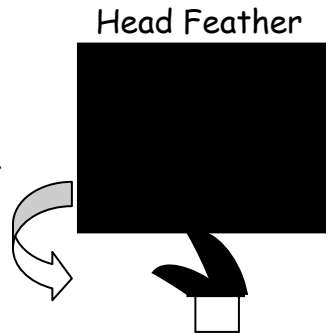
By Little Plastic Man  
[littleplasticman.blogspot.com](http://littleplasticman.blogspot.com)

Cut along the outline  
of the black line.  
The opening is for  
the head feather to  
go in



Fold along the black  
lines

Fold and  
cut along  
the outline  
of the  
feather



Head Feather

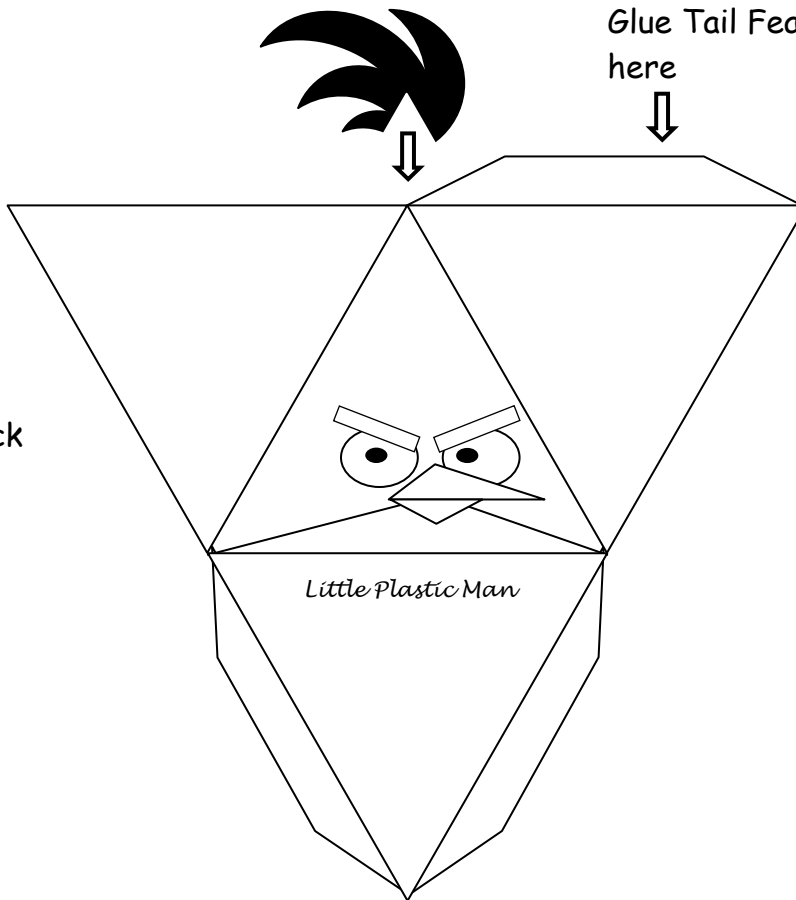
**ANGRY BIRDS**

By Little Plastic Man  
[littleplasticman.blogspot.com](http://littleplasticman.blogspot.com)

Glue Head Feather  
onto Head

Glue Tail Feather  
here

Fold along the black  
lines



Head Feather

Tail Feather



Fold and  
cut along  
the outline  
of the  
feather

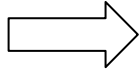
Fold and  
cut along  
the outline  
of the  
feather



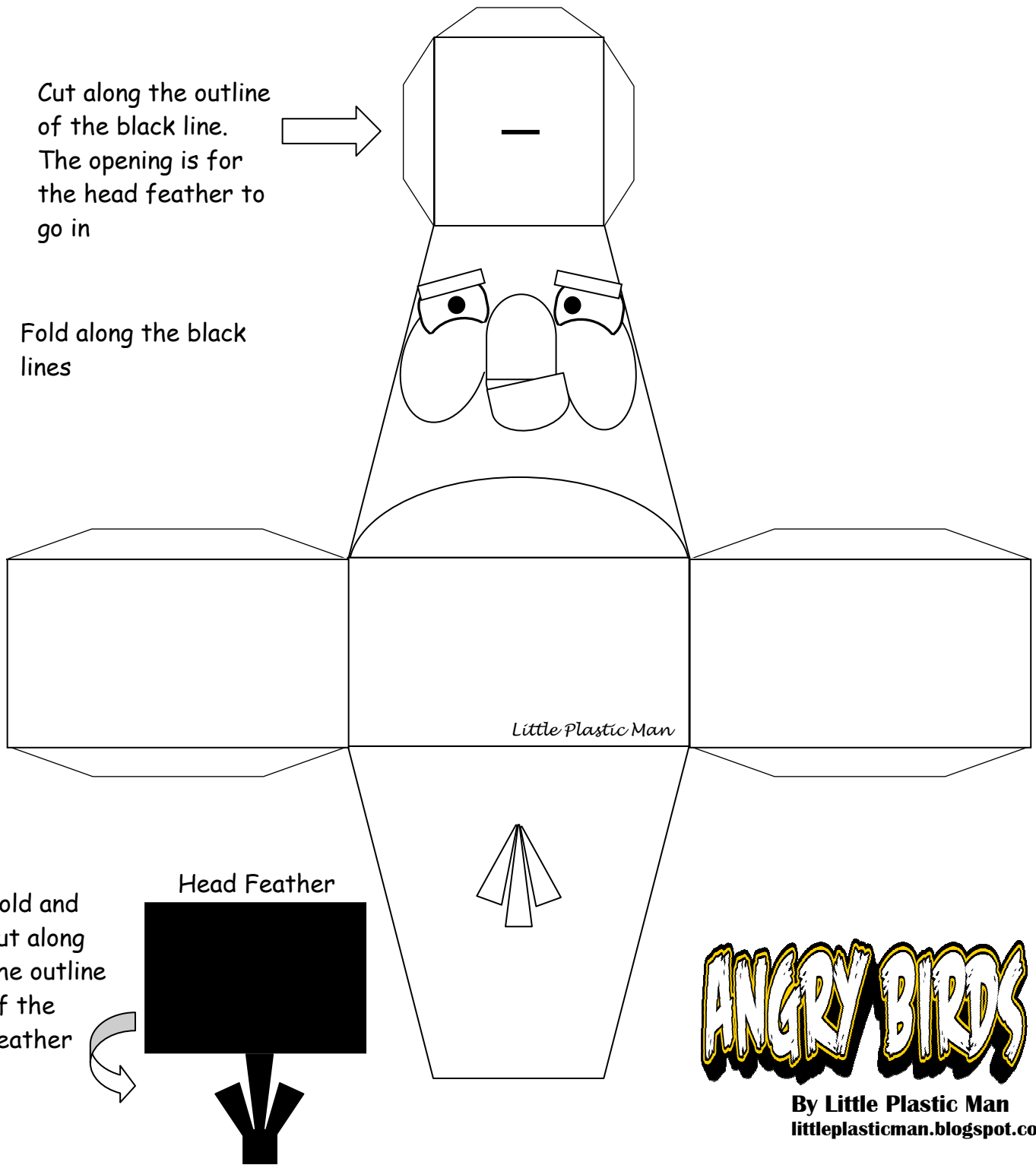
**ANGRY BIRDS**

By Little Plastic Man  
[littleplasticman.blogspot.com](http://littleplasticman.blogspot.com)

Cut along the outline  
of the black line.  
The opening is for  
the head feather to  
go in



Fold along the black  
lines

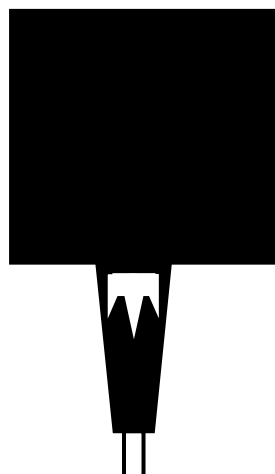


**ANGRY BIRDS**

By Little Plastic Man  
[littleplasticman.blogspot.com](http://littleplasticman.blogspot.com)



Head Feather

Fold and  
cut along  
the outline  
of the  
feather



Fold along the white  
lines

Cut along the outline  
of the white line.  
The opening is for  
the head feather to  
go in

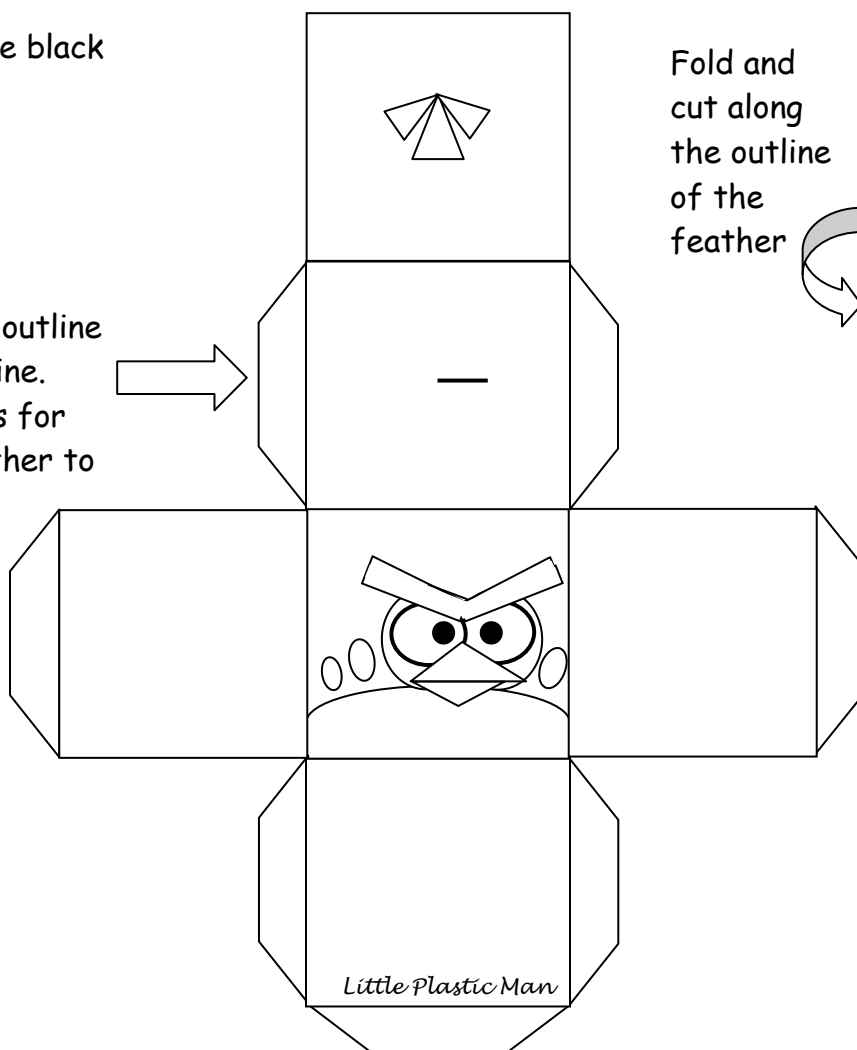


**ANGRY BIRDS**

By Little Plastic Man  
[littleplasticman.blogspot.com](http://littleplasticman.blogspot.com)

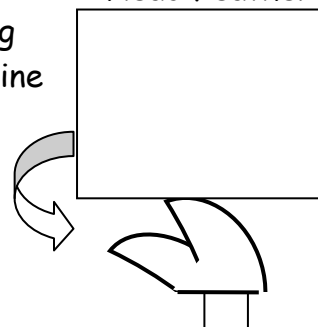
Fold along the black lines

Cut along the outline of the black line. The opening is for the head feather to go in



Fold and cut along the outline of the feather

Head Feather



**ANGRY BIRDS**

By Little Plastic Man  
[littleplasticman.blogspot.com](http://littleplasticman.blogspot.com)